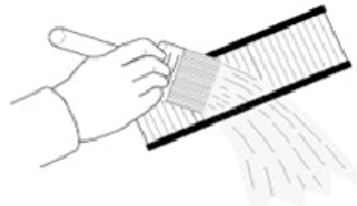


ETON America Recommended Air Filter Cleaning procedures

1. PRE-CLEANING

Tap the element to dislodge any loose dirt, then gently brush with a soft bristle brush. (Note: If complete cleaning is not practical at this time, re-oil the element and re-install in your vehicle.)



2. SPRAY ON CLEANER

Spray K&N air filter cleaner liberally onto the entire element and let soak for 10 minutes.



3. PAN CLEANING

Large K&N elements can be rolled or soaked in a shallow pan of K&N air filter cleaner. Remove immediately and let sit for approximately 10 minutes.



4. CLEANING HINTS

Use only a non flammable air filter cleaner.

NO gasoline cleaning.

NO steam cleaning.

NO caustic cleaning solution.

NO strong detergents.

NO high pressure car wash.

NO parts cleaning solvents.

Any of these **NO**'s can cause harm to the gauze filter media, plus shrink and harden the rubber end caps.



5. RINSE OFF

Rinse off the element with low water pressure, tap water is OK. Always flush from the clean side to dirty side. This removes the dirt and does not drive it into the filter.



ETON America Recommended Air Filter Cleaning procedures

6. DRYING HINTS

Always dry naturally. After rinsing, shake off all excess water and let the element dry naturally.

DO NOT use compressed air.

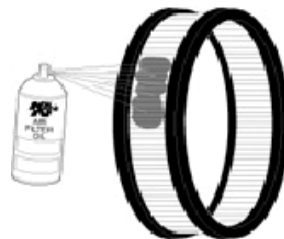
DO NOT use open flame.

DO NOT use heat dryers.

Excess heat will shrink the cotton filter media.
Compressed air will blow holes in the element

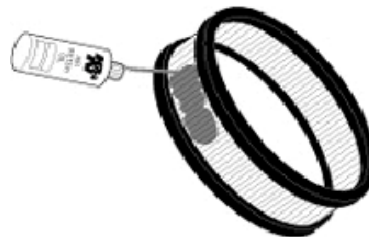
7. AEROSOL OILING

After cleaning air filter always re-oil before using. Spray K&N air filter oil down into each pleat with one pass per pleat. Wait 20 minutes and re-oil any white spots still showing.



8. SQUEEZE BOTTLE OILING

After cleaning air filter always re-oil before using. Squeeze K&N air filter oil down into the bottom and along each pleat in only one pass per pleat. Let oil wick into cotton for 20 minutes. Re-oil any white spots still showing.



9. OILING HINTS

Never use a K&N air filter without oiling. (The filter will not stop the dirt without the oil.)

Use K&N formulated air filter oil. K&N air filter oil is a compound of mineral oil blended with special polymers to form a very efficient tack barrier. Red dye is added to show just where you have applied the oil. Eventually the red color will fade but the oil will remain and filter the air.

NEVER USE Automatic Transmission Fluid
NEVER USE Motor Oil NEVER USE Diesel
Fuel NEVER USE WD-40, LPS, or other light
weight oils.



WP-0015
10/01/2003

ETON America Recommended Air Filter Cleaning procedures

10. REINSTALL

Re-install your K&N air filter element with proper care. Make sure the element seats properly in the filter case. Install the cover making sure it's in the right position. Tighten all the nuts, bolts, screws or clips to factory specifications.



11. DO NOT DISCARD

Affix the "Do Not Discard" sticker to the filter case (included with every K&N replacement element). Make sure you put the sticker in a highly visible place to alert your mechanic not to discard.



12. PERFORMANCE HINTS

Service every 50,000 -100,000 miles on street driven applications.

Service often in off-road or heavy dust conditions or when air filter reaches 18" of restrictions.

Let the dirt "build-up" work for you; it will not hurt the performance and actually help filter the air.

CAUTION:

Extreme fine dust in agriculture or off-road use will pull the oil from the element. Frequent re-oiling of the element's clean side might be required. Completely service when practicable. For extra protection use K&N sealing grease on rubber ends of the element. Service only with K&N air filter cleaner and K&N air filter oil.

ETON America recommends the use of K&N Recharger Filter Care Service Kit
99-5050 Squeeze
99-5000 Aerosol
www.knfilters.com/clningacc.htm



For Paper Filters

ETON America recommends the use of K&N FilterCharger Oil
99-0504 6.5oz Aerosol
99-0516. 12oz Aerosol
www.knfilters.com/clningacc.htm



ETON America recommends the use of [AMSOIL](http://www.amsoil.com)
Foam Air filter
Cleaner

[FFCBE 12oz](http://www.amsoil.com)



www.amsoil.com/storefront/

ETON America, LLC
7092 Howard Street
Unit - F
Spartanburg, SC 29303

