




WP-0001
06/01/2005

Carburetor Adjustment 50 70 & 90cc 2 Cycle engines



Air/Fuel Ratio adjusting procedure:

Turn Air adjusting screw all the way in.

Air adjusting screw Back off

50 & 70cc models $\frac{3}{4}$ ~ $1\frac{1}{4}$ Turns

90cc models 1~ $1\frac{1}{2}$ Turns

Idle Speed adjustment

Adjusting idle screw to avoid engine stall

50 70 & 90cc models 1700 ~ 1900 RPM

ETON America, LLC
7092 Howard Street
Unit - F
Spartanburg, SC 29303 HDB

